



Patient Information:

Date: \_\_\_\_\_

Hospital: \_\_\_\_\_

Surgeon: \_\_\_\_\_

P/O #: \_\_\_\_\_

## EVEREST® Degenerative/Deformity Spinal System Inventory Control Sheet

	CAT. #	DESCRIPTION	UNITS	LOT #
<b>EVEREST POLYAXIAL SCREWS</b>				
Set Screw				
	2901-10001	EVEREST® Set Screw		
ø4.5 mm				
	2911-04525	4.5 x 25 mm		
	2911-04530	4.5 x 30 mm		
	2911-04535	4.5 x 35 mm		
	2911-04540	4.5 x 40 mm		
	2911-04545	4.5 x 45 mm		
	2911-04550	4.5 x 50 mm		
ø5.5 mm				
	2911-05525	5.5 x 25 mm		
	2911-05530	5.5 x 30 mm		
	2911-05535	5.5 x 35 mm		
	2911-05540	5.5 x 40 mm		
	2911-05545	5.5 x 45 mm		
	2911-05550	5.5 x 50 mm		
	2911-05555	5.5 x 55 mm		
	2911-05560	5.5 x 60 mm		
	2911-05565	5.5 x 65 mm		
ø6.5 mm				
	2911-06525	6.5 x 25 mm		
	2911-06530	6.5 x 30 mm		
	2911-06535	6.5 x 35 mm		
	2911-06540	6.5 x 40 mm		
	2911-06545	6.5 x 45 mm		
	2911-06550	6.5 x 50 mm		
	2911-06555	6.5 x 55 mm		
	2911-06560	6.5 x 60 mm		
	2911-06565	6.5 x 65 mm		
	2911-06570	6.5 x 70 mm		
	2911-06575	6.5 x 75 mm		
	2911-06580	6.5 x 80 mm		
	2911-06585	6.5 x 85 mm		

	CAT. #	DESCRIPTION	UNITS	LOT #
<b>EVEREST POLYAXIAL SCREWS (Cont.)</b>				
ø7.5 mm				
	2911-07530	7.5 x 30 mm		
	2911-07535	7.5 x 35 mm		
	2911-07540	7.5 x 40 mm		
	2911-07545	7.5 x 45 mm		
	2911-07550	7.5 x 50 mm		
	2911-07555	7.5 x 55 mm		
	2911-07560	7.5 x 60 mm		
	2911-07565	7.5 x 65 mm		
	2911-07570	7.5 x 70 mm		
	2911-07575	7.5 x 75 mm		
	2911-07580	7.5 x 80 mm		
	2911-07585	7.5 x 85 mm		
ø8.5 mm				
	2911-08530	8.5 x 30 mm		
	2911-08535	8.5 x 35 mm		
	2911-08540	8.5 x 40 mm		
	2911-08545	8.5 x 45 mm		
	2911-08550	8.5 x 50 mm		
	2911-08555	8.5 x 55 mm		
	2911-08560	8.5 x 60 mm		
	2911-08565	8.5 x 65 mm		
	2911-08570	8.5 x 70 mm		
	2911-08575	8.5 x 75 mm		
	2911-08580	8.5 x 80 mm		
	2911-08585	8.5 x 85 mm		
	2911-08590	8.5 x 90 mm		
	2911-085100	8.5 x 100 mm		
	2911-085110	8.5 x 110 mm		
ø9.5 mm				
	2911-09535	9.5 x 35 mm		
	2911-09540	9.5 x 40 mm		
	2911-09545	9.5 x 45 mm		
	2911-09550	9.5 x 50 mm		
	2911-09555	9.5 x 55 mm		
ø10.5 mm				



Patient Information:



Date: \_\_\_\_\_


Hospital: \_\_\_\_\_

Surgeon: \_\_\_\_\_

P/O #: \_\_\_\_\_

## EVEREST® Degenerative/Deformity Spinal System Inventory Control Sheet

CAT. #	DESCRIPTION	UNITS	LOT #
<b>EVEREST® UNIPLANAR SCREWS</b>			
ø4.5 mm			
	2911-34525 4.5 x 25 mm		
	2911-34530 4.5 x 30 mm		
	2911-34535 4.5 x 35 mm		
	2911-34540 4.5 x 40 mm		
ø5.5 mm			
	2911-35525 5.5 x 25 mm		
	2911-35530 5.5 x 30 mm		
	2911-35535 5.5 x 35 mm		
	2911-35540 5.5 x 40 mm		
	2911-35545 5.5 x 45 mm		
	2911-35550 5.5 x 50 mm		
ø6.5 mm			
	2911-36530 6.5 x 30 mm		
	2911-36535 6.5 x 35 mm		
	2911-36540 6.5 x 40 mm		
	2911-36545 6.5 x 45 mm		
	2911-36550 6.5 x 50 mm		
	2911-36555 6.5 x 55 mm		
ø7.5 mm			
	2911-37530 7.5 x 30 mm		
	2911-37535 7.5 x 35 mm		
	2911-37540 7.5 x 40 mm		
	2911-37545 7.5 x 45 mm		
	2911-37550 7.5 x 50 mm		
	2911-37555 7.5 x 55 mm		
ø8.5 mm			
	2911-38540 8.5 x 40 mm		
	2911-38545 8.5 x 45 mm		
	2911-38550 8.5 x 50 mm		
	2911-38555 8.5 x 55 mm		
<b>EVEREST® SACROILIAC SCREWS</b>			
ø6.5 mm Closed			
	2901-06570G 6.5 x 70 mm, Closed		
	2901-06580G 6.5 x 80 mm, Closed		
	2901-06590G 6.5 x 90 mm, Closed		
	2901-065100G 6.5 x 100 mm, Closed		
	2901-065110G 6.5 x 110 mm, Closed		

CAT. #	DESCRIPTION	UNITS	LOT #
<b>EVEREST® SACROILIAC SCREWS (Cont.)</b>			
ø7.5 mm Closed			
	2901-07570G 7.5 x 70 mm, Closed		
	2901-07580G 7.5 x 80 mm, Closed		
	2901-07590G 7.5 x 90 mm, Closed		
	2901-075100G 7.5 x 100 mm, Closed		
	2901-075110G 7.5 x 110 mm, Closed		
ø8.5 mm Closed			
	2901-08570G 8.5 x 70 mm, Closed		
	2901-08580G 8.5 x 80 mm, Closed		
	2901-08590G 8.5 x 90 mm, Closed		
	2901-085100G 8.5 x 100 mm, Closed		
	2901-085110G 8.5 x 110 mm, Closed		
ø9.5 mm Closed			
	2901-09570G 9.5 x 70 mm, Closed		
	2901-09580G 9.5 x 80 mm, Closed		
	2901-09590G 9.5 x 90 mm, Closed		
	2901-095100G 9.5 x 100 mm, Closed		
	2901-095110G 9.5 x 110 mm, Closed		
ø6.5 mm Open			
	2911-06570 6.5 x 70 mm, Open		
	2911-06580 6.5 x 80 mm, Open		
	2911-06590 6.5 x 90 mm, Open		
	2911-065100 6.5 x 100 mm, Open		
	2911-065110 6.5 x 110 mm, Open		
ø7.5 mm Open			
	2911-07570 7.5 x 70 mm, Open		
	2911-07580 7.5 x 80 mm, Open		
	2911-07590 7.5 x 90 mm, Open		
	2911-075100 7.5 x 100 mm, Open		
	2911-075110 7.5 x 110 mm, Open		
ø8.5 mm Open			
	2911-08570 8.5 x 70 mm, Open		
	2911-08580 8.5 x 80 mm, Open		
	2911-08590 8.5 x 90 mm, Open		
	2911-085100 8.5 x 100 mm, Open		
	2911-085110 8.5 x 110 mm, Open		
ø9.5 mm Open			
	2911-09570 9.5 x 70 mm, Open		
	2911-09580 9.5 x 80 mm, Open		
	2911-09590 9.5 x 90 mm, Open		
	2911-095100 9.5 x 100 mm, Open		
	2911-095110 9.5 x 110 mm, Open		



**Patient Information:**


Date: \_\_\_\_\_




Hospital: \_\_\_\_\_

Surgeon: \_\_\_\_\_

P/O #: \_\_\_\_\_

## EVEREST® Degenerative/Deformity Spinal System Inventory Control Sheet

CAT. #	DESCRIPTION	UNITS	LOT #
<b>EVEREST® SACROILIAC SCREWS (Cont.)</b>			
ø10.5 mm Open			
2911-01070	10.5 x 70 mm, Open		
2911-01080	10.5 x 80 mm, Open		
2911-01090	10.5 x 90 mm, Open		
2911-010100	10.5 x 100 mm, Open		
2911-010110	10.5 x 110 mm, Open		
<b>EVEREST® IMPLANT RODS</b>			
5.5 mm Implant Rods			
	101-90143	Rod Template, 400 mm	
	101-65535	Contoured Rod, 5.5 x 35 mm	
	101-65540	Contoured Rod, 5.5 x 40 mm	
	101-65545	Contoured Rod, 5.5 x 45 mm	
	101-65550	Contoured Rod, 5.5 x 50 mm	
	101-65555	Contoured Rod, 5.5 x 55 mm	
	101-65560	Contoured Rod, 5.5 x 60 mm	
	101-65565	Contoured Rod, 5.5 x 65 mm	
	101-65570	Contoured Rod, 5.5 x 70 mm	
	101-65575	Contoured Rod, 5.5 x 75 mm	
	101-65580	Contoured Rod, 5.5 x 80 mm	
	101-65585	Contoured Rod, 5.5 x 85 mm	
	101-65590	Contoured Rod, 5.5 x 90 mm	
	101-65595	Contoured Rod, 5.5 x 95 mm	
	101-655100	Contoured Rod, 5.5 x 100 mm	
	101-655110	Contoured Rod, 5.5 x 110 mm	
	101-655125	Contoured Rod, 5.5 x 125 mm	
	101-655150	Contoured Rod, 5.5 x 150 mm	
	101-555200	Ø5.5 Straight Rod, 200 mm	
	111-B55500	CoCr Rod, 5.5, 500 mm	
	101-A55500	Ti Rod, 5.5, 500 mm	

CAT. #	DESCRIPTION	UNITS	LOT #
<b>EVEREST® IMPLANT RODS</b>			
6.0 mm Implant Rods			
	2901-66035	Contoured Rod, 6.0 x 35 mm	
	2901-66040	Contoured Rod, 6.0 x 40 mm	
	2901-66045	Contoured Rod, 6.0 x 45 mm	
	2901-66050	Contoured Rod, 6.0 x 50 mm	
	2901-66055	Contoured Rod, 6.0 x 55 mm	
	2901-66060	Contoured Rod, 6.0 x 60 mm	
	2901-66065	Contoured Rod, 6.0 x 65 mm	
	2901-66070	Contoured Rod, 6.0 x 70 mm	
	2901-66075	Contoured Rod, 6.0 x 75 mm	
	2901-66080	Contoured Rod, 6.0 x 80 mm	
	2901-66085	Contoured Rod, 6.0 x 85 mm	
	2901-66090	Contoured Rod, 6.0 x 90 mm	
	2901-66095	Contoured Rod, 6.0 x 95 mm	
	2901-660100	Contoured Rod, 6.0 x 100 mm	
	2901-660110	Contoured Rod, 6.0 x 110 mm	
	2901-660125	Contoured Rod, 6.0 x 125 mm	
	2901-660150	Contoured Rod, 6.0 x 150 mm	
	2901-B60400	Ø6.0 Straight Rod, 400 mm	
	2911-B60500	CoCr Rod, 6.0, 500 mm	
	2901-B60500	Ti Rod, 6.0, 500 mm	
<b>EVEREST® CROSS LINKS, CONNECTORS, &amp; HOOKS</b>			
Cross Links			
	2901-73040	Adjustable Cross Link, Small	
	2901-74050	Adjustable Cross link, Medium	
	2901-75060	Adjustable Cross Link, Large	
	2901-76070	Adjustable Cross Link, Extra Large	
	2901-70021A	Semi-Adjustable, 21 mm	
	2901-70024A	Semi-Adjustable, 24 mm	
	2901-70027A	Semi-Adjustable, 27 mm	
	2901-70030A	Semi-Adjustable, 30 mm	
	2901-70033A	Semi-Adjustable, 33 mm	



Patient Information:

Date: \_\_\_\_\_

Hospital: \_\_\_\_\_

Surgeon: \_\_\_\_\_

P/O #: \_\_\_\_\_

## EVEREST® Degenerative/Deformity Spinal System Inventory Control Sheet

CAT. #	DESCRIPTION	UNITS	LOT #
<b>Connectors</b>			
2901-75525	Lateral Offset Connector, 25 mm		
2901-75535	Lateral Offset Connector, 35 mm		
2901-75550	Lateral Offset Connector, 50 mm		
2901-75570	Lateral Offset Connector, 70 mm		
2901-755100	Lateral Offset Connector, 100 mm		
2901-75525G	Lateral Offset Connector, 25 mm, Closed		
2901-75535G	Lateral Offset Connector, 35 mm, Closed		
2901-75550G	Lateral Offset Connector, 50 mm, Closed		
2901-75570G	Lateral Offset Connector, 70 mm, Closed		
2901-755100G	Lateral Offset Connector, 100 mm, Closed		
2901-75535AA	Lateral Offset Connector, 35 mm, Side-Loading		
2901-75570AA	Lateral Offset Connector, 70 mm, Side-Loading		
2901-86055K	Narrow Wedding Band		
2901-86055D	Axial Rod Connectors		
2901-86055E	Rod to Rod Links Closed/Closed		
2901-86055F	Rod to Rod Links Closed/Open		
2901-86055V	Rod to Rod Links Open/Open		
2901-86055MF	Rod Connector, Open/Closed, Axial		
2901-86055Y	Rod Connector, Closed/Closed, Extra Wide		
2901-86055WY	Rod Connector, Open/Open, Extra Wide		
2901-86055KK	Rod Connector, Closed/Closed, Extra Narrow		
2901-86055DF	4 Screw Axial Rod Connector, Closed/Closed, Open/Open		
2901-86055YA	Rod Connector, Side/Closed, Extra Wide		

CAT. #	DESCRIPTION	UNITS	LOT #
<b>Hooks</b>			
2901-80004	Lumbar Laminar Hook Large, Standard Blade		
2901-80008	Pedicle Hook, Large		
2901-80033	TP Hook Small		
2901-80034	TP Hook Medium		
2901-80035	TP Hook Large		
2901-80037	Laminar Hook Small/Narrow		
2901-80038	Laminar Hook Med/Narrow		
2901-80039	Laminar Hook Large/Narrow		
2901-80040	Laminar Hook Small/Standard		
2901-80041	Laminar Hook Med/Standard		
2901-80042	Laminar Hook Large/Standard		
2901-80009	Laminar Offset Left/Standard		
2901-80010	Laminar Offset Right/Standard		
2901-80043	Pedicle Hook Small		
2901-80044	Pedicle Hook Medium		
2901-80045	Pedicle Hook Large		



www.K2M.com

©2013 K2M, Inc. All rights reserved.  
K229-7027-01 Rev. 0  
Actual Product Device May Vary.  
Consult Product Catalog for Details.



**K2M, Inc.**  
751 Miller Drive SE  
Leesburg, Virginia 20175  
USA  
PH 1.866.526.4171 • 1.571.919.2000  
FX 1.866.862.4144



**Emergo Europe**  
Molenstraat 15  
2513 BH, The Hague  
The Netherlands  
PH +31.70.345.8570  
FX +31.70.346.7299



101-10001	DENALI	Denali Set Screw	Set Screw ATR™ Set Screw			
<b>Denali Monoaxial Screws</b>						
101-14520	DENALI	Screws	Monoaxial	Ø4.5x20 mm		
101-14525	DENALI	Screws	Monoaxial	Ø4.5x25 mm		
101-14530	DENALI	Screws	Monoaxial	Ø4.5x30 mm		
101-14535	DENALI	Screws	Monoaxial	Ø4.5x35 mm		
101-14540	DENALI	Screws	Monoaxial	Ø4.5x40 mm		
101-14545	DENALI	Screws	Monoaxial	Ø4.5x45 mm		
101-14550	DENALI	Screws	Monoaxial	Ø4.5x50 mm		
101-15520	DENALI	Screws	Monoaxial	Ø5.5x20 mm		
101-15525	DENALI	Screws	Monoaxial	Ø5.5x25 mm		
101-15530	DENALI	Screws	Monoaxial	Ø5.5x30 mm		
101-15535	DENALI	Screws	Monoaxial	Ø5.5x35 mm		
101-15540	DENALI	Screws	Monoaxial	Ø5.5x40 mm		
101-15545	DENALI	Screws	Monoaxial	Ø5.5x45 mm		
101-15550	DENALI	Screws	Monoaxial	Ø5.5x50 mm		
101-15555	DENALI	Screws	Monoaxial	Ø5.5x55 mm		
101-15560	DENALI	Screws	Monoaxial	Ø5.5x60 mm		
101-15565	DENALI	Screws	Monoaxial	Ø5.5x65 mm		
101-165100	DENALI	Screws	Monoaxial	Ø6.5x100 mm		
101-165105	DENALI	Screws	Monoaxial	Ø6.5x105 mm		
101-165110	DENALI	Screws	Monoaxial	Ø6.5x110 mm		
101-16520	DENALI	Screws	Monoaxial	Ø6.5x20 mm		
101-16525	DENALI	Screws	Monoaxial	Ø6.5x25 mm		
101-16530	DENALI	Screws	Monoaxial	Ø6.5x30 mm		
101-16535	DENALI	Screws	Monoaxial	Ø6.5x35 mm		
101-16540	DENALI	Screws	Monoaxial	Ø6.5x40 mm		
101-16545	DENALI	Screws	Monoaxial	Ø6.5x45 mm		
101-16550	DENALI	Screws	Monoaxial	Ø6.5x50 mm		
101-16555	DENALI	Screws	Monoaxial	Ø6.5x55 mm		
101-16560	DENALI	Screws	Monoaxial	Ø6.5x60 mm		
101-16565	DENALI	Screws	Monoaxial	Ø6.5x65 mm		
101-16570	DENALI	Screws	Monoaxial	Ø6.5x70 mm		
101-16575	DENALI	Screws	Monoaxial	Ø6.5x75 mm		
101-16580	DENALI	Screws	Monoaxial	Ø6.5x80 mm		

101-16585	DENALI	Screws	Monoaxial	Ø6.5x85 mm		
101-16590	DENALI	Screws	Monoaxial	Ø6.5x90 mm		
101-16595	DENALI	Screws	Monoaxial	Ø6.5x95 mm		
101-17520	DENALI	Screws	Monoaxial	Ø7.5x20 mm		
101-17525	DENALI	Screws	Monoaxial	Ø7.5x25 mm		
101-17530	DENALI	Screws	Monoaxial	Ø7.5x30 mm		
101-17535	DENALI	Screws	Monoaxial	Ø7.5x35 mm		
101-17540	DENALI	Screws	Monoaxial	Ø7.5x40 mm		
101-17545	DENALI	Screws	Monoaxial	Ø7.5x45 mm		
101-17550	DENALI	Screws	Monoaxial	Ø7.5x50 mm		
101-17555	DENALI	Screws	Monoaxial	Ø7.5x55 mm		
101-17565	DENALI	Screws	Monoaxial	Ø7.5x65 mm		
101-17570	DENALI	Screws	Monoaxial	Ø7.5x70 mm		
101-17575	DENALI	Screws	Monoaxial	Ø7.5x75 mm		
101-17580	DENALI	Screws	Monoaxial	Ø7.5x80 mm		
101-17585	DENALI	Screws	Monoaxial	Ø7.5x85 mm		
101-17590	DENALI	Screws	Monoaxial	Ø7.5x90 mm		
101-17595	DENALI	Screws	Monoaxial	Ø7.5x95 mm		
101-175100	DENALI	Screws	Monoaxial	Ø7.5x100 mm		
101-175105	DENALI	Screws	Monoaxial	Ø7.5x105 mm		
101-175110	DENALI	Screws	Monoaxial	Ø7.5x110 mm		
101-18520	DENALI	Screws	Monoaxial	Ø8.5x20 mm		
101-18525	DENALI	Screws	Monoaxial	Ø8.5x25 mm		
101-18530	DENALI	Screws	Monoaxial	Ø8.5x30 mm		
101-18535	DENALI	Screws	Monoaxial	Ø8.5x35 mm		
101-18540	DENALI	Screws	Monoaxial	Ø8.5x40 mm		
101-18545	DENALI	Screws	Monoaxial	Ø8.5x45 mm		
101-18550	DENALI	Screws	Monoaxial	Ø8.5x50 mm		
101-18555	DENALI	Screws	Monoaxial	Ø8.5x55 mm		
101-18560	DENALI	Screws	Monoaxial	Ø8.5x60 mm		
101-18565	DENALI	Screws	Monoaxial	Ø8.5x65 mm		
101-18570	DENALI	Screws	Monoaxial	Ø8.5x70 mm		
101-18575	DENALI	Screws	Monoaxial	Ø8.5x75 mm		
101-18580	DENALI	Screws	Monoaxial	Ø8.5x80 mm		
101-18585	DENALI	Screws	Monoaxial	Ø8.5x85 mm		
101-18590	DENALI	Screws	Monoaxial	Ø8.5x90 mm		

101-18595	DENALI	Screws	Monoaxial	Ø8.5x95 mm		
101-185100	DENALI	Screws	Monoaxial	Ø8.5x100 mm		
101-185105	DENALI	Screws	Monoaxial	Ø8.5x105 mm		
101-185110	DENALI	Screws	Monoaxial	Ø8.5x110 mm		
101-65530	DENALI	Lumbar Rods	Contoured	Ø5.5x30 mm Ti		

Users are required to verify revision level on document prior to use.  
 NATURAL BRIDGE™ LP CONSIGNMENT SET BOM: 101-00941

Item Number	Quantity	Description	
801-70021A	2	Natural Bridge LP Semi-Adjustable, 21 mm	
801-70024A	2	Natural Bridge LP Semi-Adjustable, 24 mm	
801-70027A	2	Natural Bridge LP Semi-Adjustable, 27 mm	
801-70030A	2	Natural Bridge LP Semi-Adjustable, 30 mm	
801-70033A	2	Natural Bridge LP Semi-Adjustable, 33 mm	
801-70036A	2	Natural Bridge LP Semi-Adjustable, 36 mm	
801-70039A	2	Natural Bridge LP Semi-Adjustable, 39 mm	
801-73040	2	Natural Bridge LP Adjustable, Small	
801-74050	2	Natural Bridge LP Adjustable, Medium	
801-75060	2	Natural Bridge LP Adjustable, Large	
801-76070	1	Natural Bridge LP Adjustable, Extra Large	
101-90213	1	Natural Bridge LP Handle	
101-90278	1	Natural Bridge LP Shaft	
101-90281	1	Natural Bridge LP Caliper	
101-90220	1	Connector Holder	
101-90286	1	Tray	
101-90238	1	Lid	
101-90239	1	Caddy	
101-90240	1	Caddy Lid	
Substitutes:			
Substitute Item Number	Quantity	Description	Item Number of Original
101-90236	1	Natural Bridge LP Gauge	101-90281



## Lige barrer til Everest

Lige stave	101-55530	Denali lumbar rods, $\emptyset$ 5.5 x 30 mm	5.5 mm	30 mm
Lige stave	101-55540	Denali lumbar rods, $\emptyset$ 5.5 x 40 mm	5.5 mm	40 mm
Lige stave	101-55545	Denali lumbar rods, $\emptyset$ 5.5 x 45 mm	5.5 mm	45 mm
Lige stave	101-55550	Denali lumbar rods, $\emptyset$ 5.5 x 50 mm	5.5 mm	50 mm
Lige stave	101-55555	Denali lumbar rods, $\emptyset$ 5.5 x 55 mm	5.5 mm	55 mm
Lige stave	101-55560	Denali lumbar rods, $\emptyset$ 5.5 x 60 mm	5.5 mm	60 mm
Lige stave	101-55565	Denali lumbar rods, $\emptyset$ 5.5 x 65 mm	5.5 mm	65 mm
Lige stave	101-55570	Denali lumbar rods, $\emptyset$ 5.5 x 70 mm	5.5 mm	70 mm
Lige stave	101-55575	Denali lumbar rods, $\emptyset$ 5.5 x 75 mm	5.5 mm	75 mm
Lige stave	101-55580	Denali lumbar rods, $\emptyset$ 5.5 x 80 mm	5.5 mm	80 mm
Lige stave	101-55585	Denali lumbar rods, $\emptyset$ 5.5 x 85 mm	5.5 mm	85 mm
Lige stave	101-55590	Denali lumbar rods, $\emptyset$ 5.5 x 90 mm	5.5 mm	90 mm
Lige stave	101-55595	Denali lumbar rods, $\emptyset$ 5.5 x 95 mm	5.5 mm	95 mm
Lige stave	101-555100	Denali lumbar rods, $\emptyset$ 5.5 x 100 mm	5.5 mm	100 mm
Lige stave	101-555110	Denali lumbar rods, $\emptyset$ 5.5 x 110 mm	5.5 mm	110 mm
Lige stave	101-555120	Denali lumbar rods, $\emptyset$ 5.5 x 120 mm	5.5 mm	120 mm
Lige stave	101-555130	Denali lumbar rods, $\emptyset$ 5.5 x 130 mm	5.5 mm	130 mm
Lige stave	101-555140	Denali lumbar rods, $\emptyset$ 5.5 x 140 mm	5.5 mm	140 mm
Lige stave	101-555150	Denali lumbar rods, $\emptyset$ 5.5 x 150 mm	5.5 mm	150 mm
Lige stave	101-555200	Denali lumbar rods, $\emptyset$ 5.5 x 200 mm	5.5 mm	200 mm
Lige stave	101-555300	Denali lumbar rods, $\emptyset$ 5.5 x 300 mm	5.5 mm	300 mm
Lige stave	101-555400	Denali lumbar rods, $\emptyset$ 5.5 x 400 mm	5.5 mm	400 mm
Lige stave	101-555500	Denali lumbar rods, $\emptyset$ 5.5 x 500 mm	5.5 mm	500 mm